




147 $2.5\phi \times 5.5P$
開孔率 16.2%




148 $3.0\phi \times 10.0P$
開孔率 14.1%




149 $4.0\phi \times 11.0P$
開孔率 20.7%




150 $(2.0\phi - 4.5\phi) \times 6.0P$
開孔率 52.9%




151 $7.0\phi \times 15.0P$
開孔率 17.1%



152 $7.0\phi \times 17.0P$
開孔率 26.6%



153 $(4.5\phi - 8.0\phi) \times 12.0P$
開孔率 46.0%



154 $(4.0\phi - 10.0\phi) \times 12.0P$
開孔率 63.3%